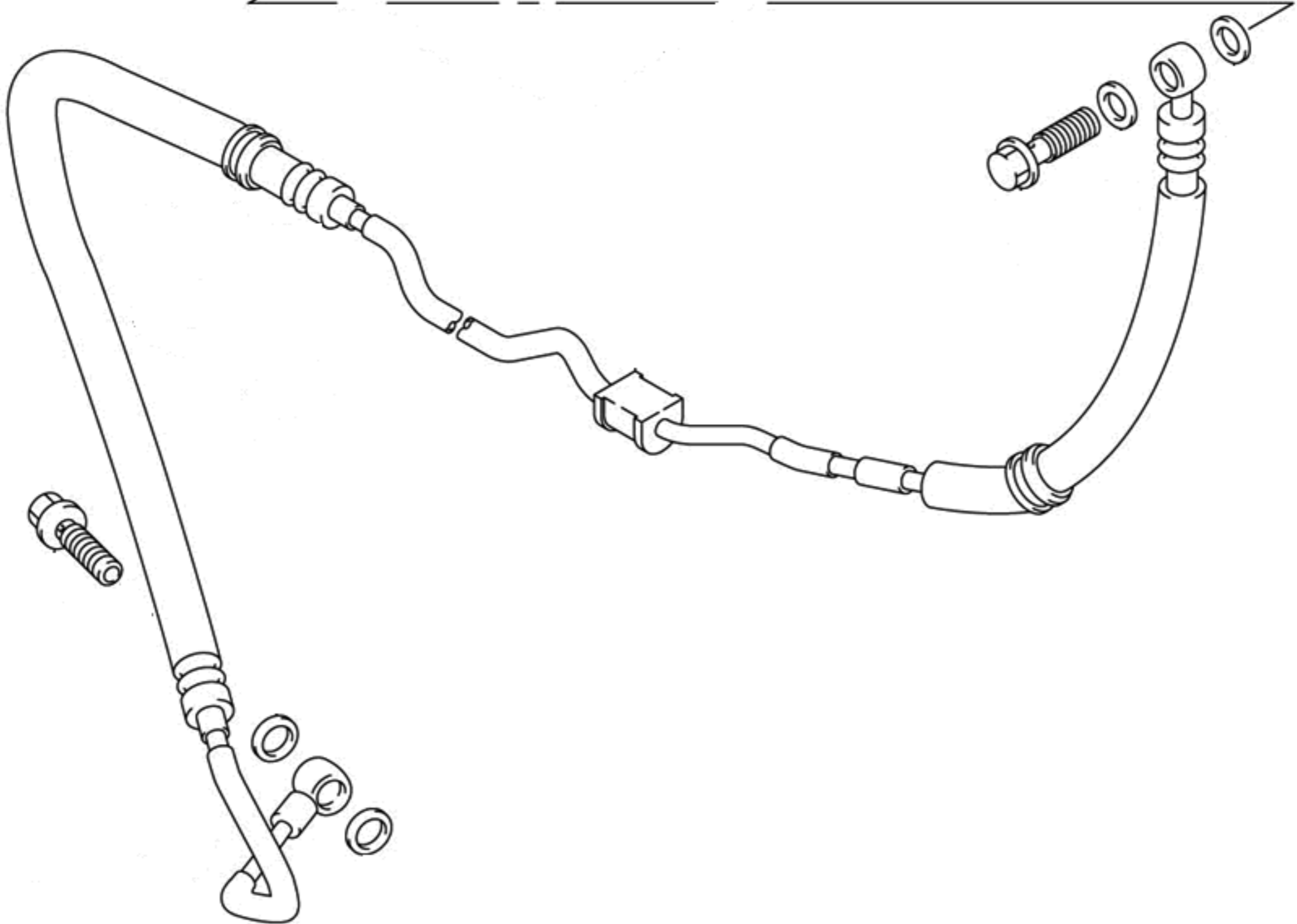
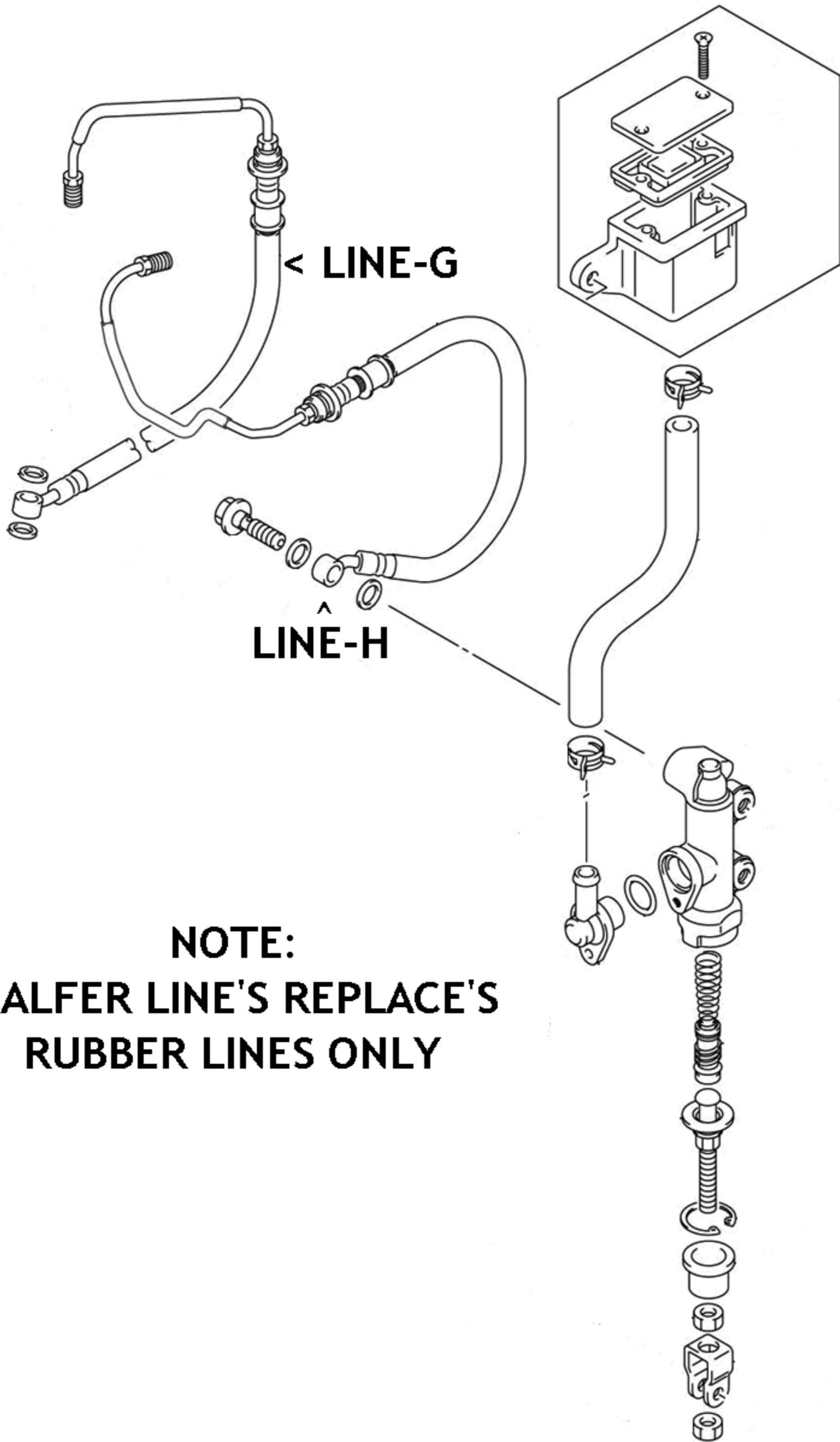



# LINE-F







LINE-A  
M/C

LINE-F  
CLUTCH

129

WARNING  
NEVER OPEN WHEN HOT  
RISK OF BURNING  
NO OILS WHICH COULD  
BE HARMFUL TO THE  
ENGINE

EBS

WARNING  
DO NOT TOUCH  
HOT SURFACES  
DANGER OF BURNING  
PARTS OF THE  
ENGINE


WARNING  
DO NOT TOUCH  
HOT SURFACES  
DANGER OF BURNING  
PARTS OF THE  
ENGINE


**LINE-A**

**LINE-C**


**LINE-B**

**LINE-D**






**LINE-E >  
RIGHT  
CALIPER**




**LINE-D**

**LINE-E**  
**CALIPER TO CALIPER**

LINE-F  
CLUTCH SLAVE







< LINE-C

< LINE-F

LINE-B >


018H 7F



^  
LINE-G WITH  
OLIVE INVERSOR  
FEMALE END

>  
LINE-H  
FEMALE END  
WITH OLIVE  
INVERSOR

REAR M/C  
LINE-H>



A close-up photograph of a motorcycle's rear wheel assembly. The image shows the brake caliper, a chain drive, and various suspension components. A white arrow points to a specific part of the brake line assembly. The text 'REAR CALIPER LINE-G >' is overlaid on the image, indicating the location of the line-G.

REAR CALIPER  
LINE-G >

**LINE-C  
WITH OLIVE  
INVERSOR**

**LINE-B  
WITH OLIVE  
INVERSOR**

